

Vlastnosti



- Carcas? autoportant? f?cut? din plac? de o?el galvanizat, gata de instalare încăstrat? în tavan fals.
- It has both internal and external fixings. Electrical and electronic connections inside.
- Gril? de admisie (f?r? mentenan??) f?cut? din profile de aluminiu ?i duz? de evacuare integrat? de culoare alb? RAL 9016. Alte culori sunt disponibile la cerere.
- Palete de evacuare din aluminiu anodizat, cu form? aerodinamic?.
- Ventilatoare transversale silen?ioase, alimentate de un motor extern cu rotor ?i 2 viteze.
- "P" type with water heated coil and integrated regulation for ON/OFF or three stages 0-10V proportional valve. Tip "E" cu componente protejate electric, trei stadii cu ajustare integrat?. Tip "A" f?r? înc?lzire, doar aer.
- Advanced Plug&Play control. Includes: Advanced PRO control with LCD display and integrated thermostat, door contact, 7m and remote control. With integrated functions: door delay (configurable); interface mode; operation, alarm and maintenance warning signals; and multiple digital inputs that modify the air curtain's operation.
- Includes protective varnish for the electronic board and control.
- Optional:
  - Auxiliary temperature sensors that improve air curtain control and increase energy savings.
  - Clever PRO intelligent control (automatic, programmable, ModBus via PLC, timer, etc.) with an additional temperature sensor.

Specificace

50Hz

Neoh?ívaná			
Model	(m <sup>3</sup> /h)	(kW)	(m)
RA 1000 A	2,5-3,5		
RA 1500 A	2,5-3,5		
RA 2000 A	2,5-3,5		

Elektrický oh?ev			
Model	(m <sup>3</sup> /h)	(kW)	(m)
RA 1000 E	2,5-3,5		
RA 1500 E	2,5-3,5		
RA 2000 E	2,5-3,5		

Oh?ev vodou				
Model	(m <sup>3</sup> /h)	(kW)	(kW)	(m)
RA 1000 P86	2,5-3,5			
RA 1500 P86	2,5-3,5			
RA 2000 P86	2,5-3,5			
RA 1000 P64	2,5-3,5			
RA 1500 P64	2,5-3,5			
RA 2000 P64	2,5-3,5			

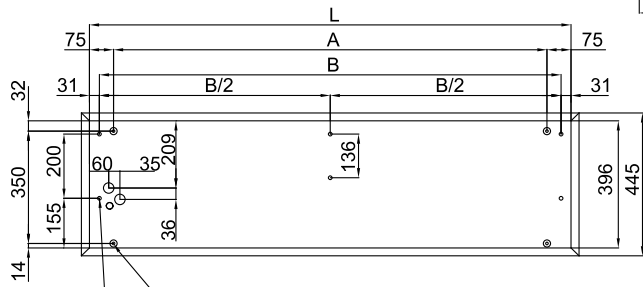
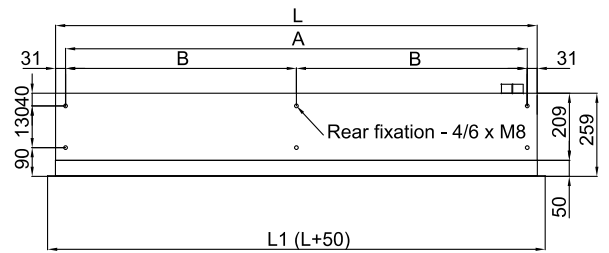
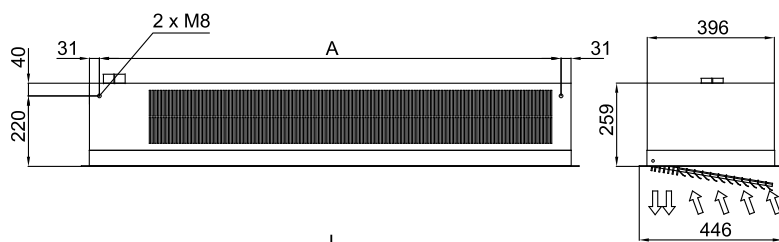
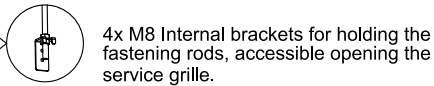

60Hz

Neoh?ívaná		
Model	(m <sup>3</sup> /h)	(m)



RA 1000 A 60Hz	2,5-3,5
RA 1500 A 60Hz	2,5-3,5
RA 2000 A 60Hz	2,5-3,5

Rozměry



Hanging fixation 1 (by default) - 4 x M8 Through-holes for routing the fasteners to the interior.  
Hanging fixation 2 (optional) - 4/6 x M8 Holes for external fastening.

	L	L1	A	B	B/2
RA 1000 A, P, E	1000	1050	850	938	-
RA 1500 A, P, E	1500	1550	1350	1438	-
RA 2000 A, P, E	2000	2050	1850	1938	969